

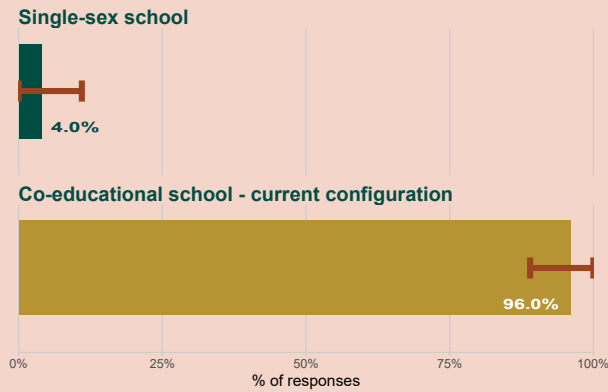
# Primary School Survey

## School Specific Results

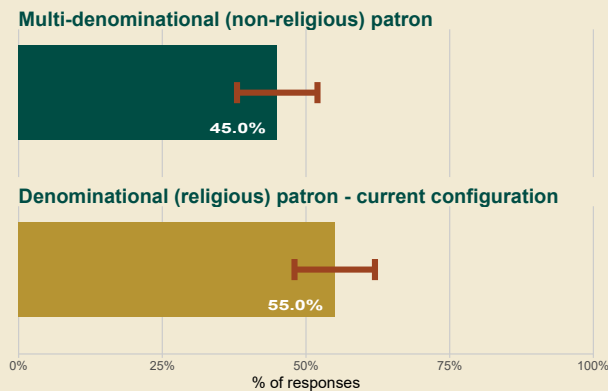
S N San Treasa, 18647D  
Boosterstown\_Blackrock, Dublin

Results from parents and guardians with children in this school

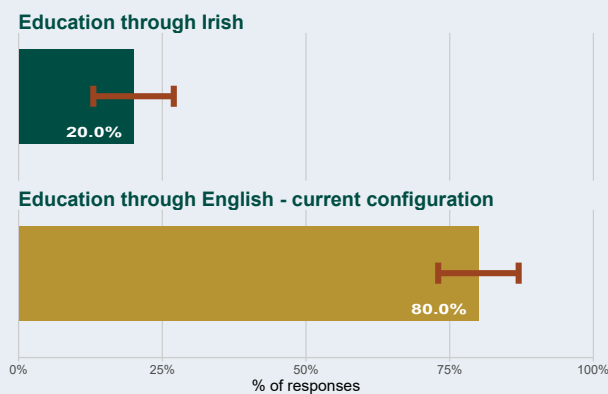
### Co-educational / single-sex preference



### Patronage / ethos preference



### Language preference



School Response Rate

44%

134 out of 306 households

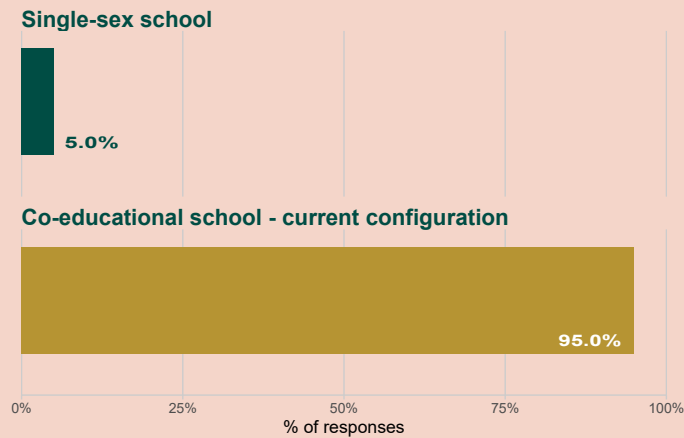
Overall School Margin of Error

Preferences will be  $\pm 7\%$

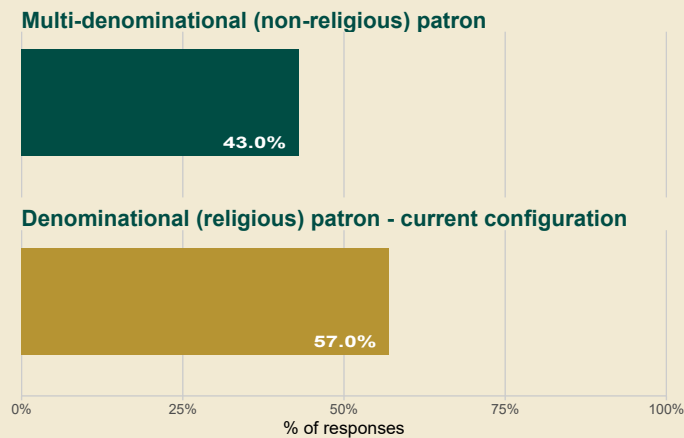
(indicated by red bar)

## Results from 84 parents and guardians who indicated that they intend to enrol their children in this school in the future

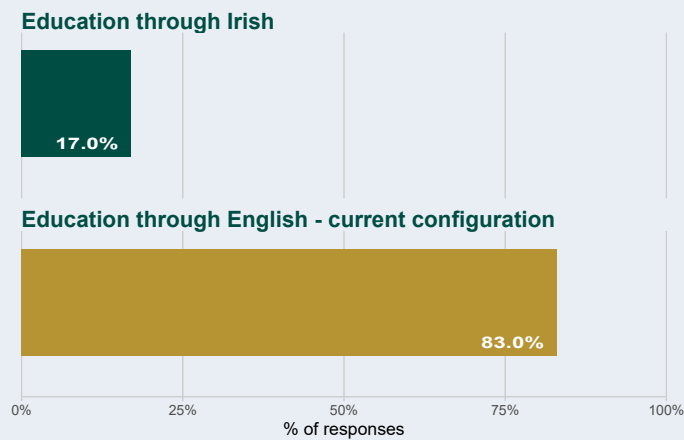
### Co-educational / single-sex preference



### Patronage / ethos preference



### Language preference



## Next Steps

The Department of Education and Youth has written to all schools and provided comprehensive information, including on how to understand the survey results and asking each school to reflect on their school-specific report, engage with their school community and consider if the school wishes to request to be included in the first group of schools to action the Primary School Survey results.